

Light efficiency:

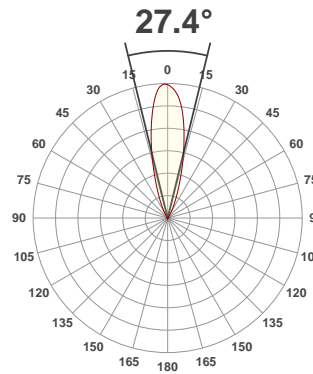
28 Lumen/Watt

Light quality:

CRI: 91.0

Color temperature:

3000 K



Product name:

90413-F_A-LED - LED51TW-5020-25 @ 3000K

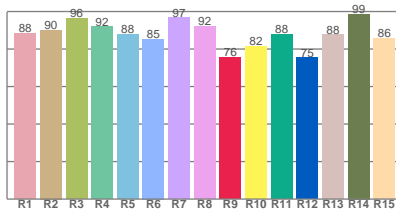
Item number:

Pinhole90 Fixed_Accent - LED51TW-5020-25 @ 3000K

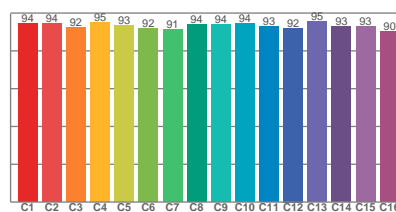
Delivered information for above fixture and LED combination.

Output: 421 Lumen Peak intensity: 1534 cd Power consumption: 15.1


CRI R values



TM30 C Values

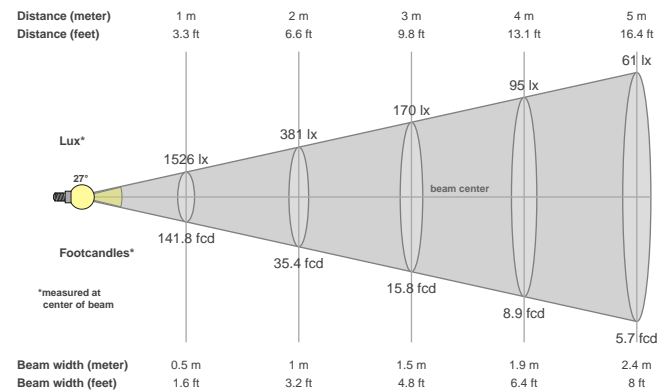


Color vector graphics



Color temperature	Color rendering index	Red component	Color fidelity	Color gamut	Color quality scale	Color coordinate cie 1931	Color coordinate cie 1931	Color coordinate	Color coordinate	Color deviation from black body
CCT	CRI	CRI R9	TM30 Rf	TM30 Rg	CQS	x	y	u	v	Δuv
3000 K	91.0	75.7	93.4	106.8	93.6	0.437	0.404	0.255	0.334	-0.0139

Beam details



Beam angles

Beam angle 50%	Field angle 10%	Cutoff angle 2,5%
27.4°	51.7°	68.5°

Beam intensities

Peak intensity	Int. ratio in 120° cone	Int. ratio in 90° cone
1534 cd	99.7%	98.8%

Beam intensities from 1-20m

1m	2m	3m	4m	5m	6m	7m	8m	9m	10m	11m	12m	13m	14m	15m	16m	17m	18m	19m	20m
3.3ft	6.6ft	9.8ft	13.1ft	16.4ft	19.7ft	23ft	26.2ft	29.5ft	32.8ft	36.1ft	39.4ft	42.7ft	45.9ft	49.2ft	52.5ft	55.8ft	59.1ft	62.3ft	65.6ft
1526lx	381lx	170lx	95lx	61lx	42lx	31lx	24lx	19lx	15lx	13lx	11lx	9lx	8lx	7lx	6lx	5lx	5lx	4lx	4lx
141.8fcd	35.4fcd	15.8fcd	8.9fcd	5.7fcd	3.9fcd	2.9fcd	2.2fcd	1.8fcd	1.4fcd	1.2fcd	1fcd	0.8fcd	0.7fcd	0.6fcd	0.6fcd	0.5fcd	0.4fcd	0.4fcd	0.4fcd

All the above information for fixtures with LED51TW-5020 modules are tested at 3000K

Factors to adjust lumen output for the following CCTs at 100% output for the colour are as follows:

2000K = 0.67

2700K = 0.84

3500K = 1.085

4000K = 1.113

5000K = 1.087